










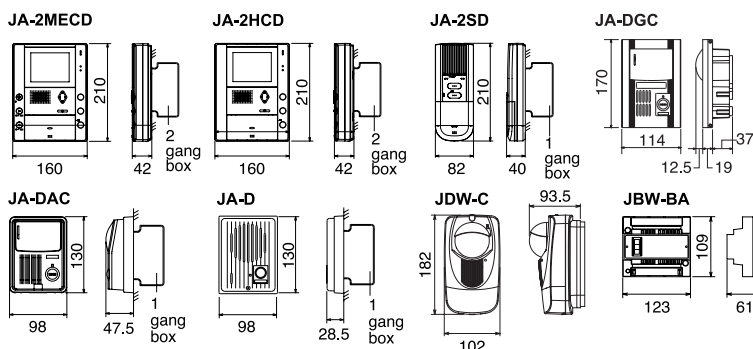
Stations & Accessories

PanTilt Video Door Station (Max. 2 per system) JA-DGC Semi-flush mount PanTilt Door Station  <ul style="list-style-type: none"> - Weather resistant - Hands-free audio communication - PanTilt color camera - Mounts to a three-gang box - Aluminum die-casting panel - White illumination LEDs for low light conditions - Illuminated call button 		Audio Door Station (Max. 1 per system) JA-D Audio Door Station  <ul style="list-style-type: none"> - Used in place of one video door station - Hands-free audio communication - Constructed of durable ABS plastic - Mounts to a one-gang box 		Camera (Max. 2 per system) JDW-C Motion Sensor Camera  <ul style="list-style-type: none"> - Weather resistant - Mounts to a one-gang box - Heat ray type sensor detection 	
Master Station (1 Req. per system) JA-2MECD/JA-2MCD  <ul style="list-style-type: none"> - 4" TFT color video monitor - Hands-free VOX or Push-To-Talk communication - PanTilt controls - Built-in picture memory (JA-2MECD Only) - Built-in video output - All Call to other units in system - Instant-on when called - Can activate door stations or Motion-sensor cameras - Selective door release 		Sub Station (Max. 2 per system) JA-2HCD  <ul style="list-style-type: none"> - 4" TFT color video monitor - Hands-free VOX or Push-To-Talk communication - PanTilt controls - All Call to other units in system - Instant-on when called - Can activate door stations or Motion-sensor cameras - Selective door release 			
Accessories  KAW-D 30 Degree mounting bracket for JA-DAC or JA-D		 IER-2 Door call-in chime extension speaker		 JBW-BA Long distance adaptor Up to 350m distance between video door station and master station	
		 EL-9S Door release 12V AC, 0.35A (Requires an AC transformer)			

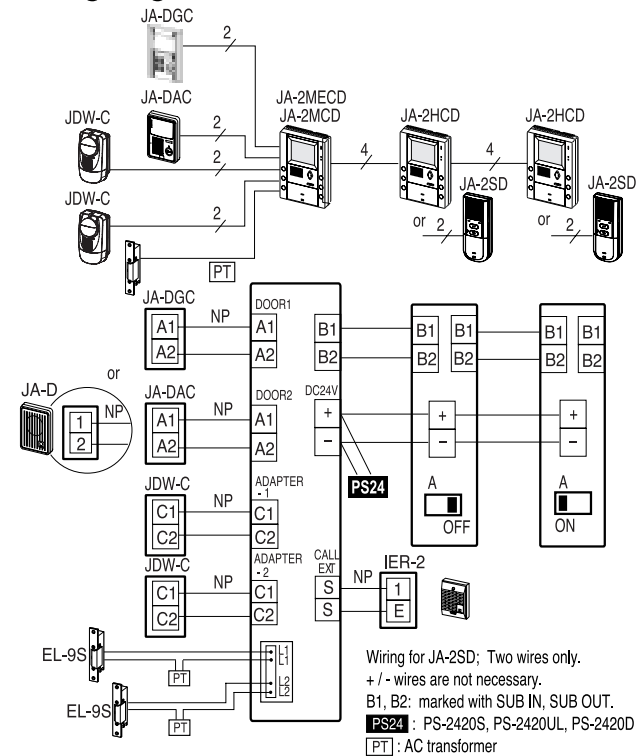
Specifications (JA-2MECD, JA-2MCD)

Power source	DC 24V (Use PS-2420S, PS-2420UL, PS-2420DIN)
Current consumption	JA-2MECD: max.750mA. JA-2MCD: 680mA JA-2HCD: 290mA
Calling	Chime. Image & voice, approx. 30 sec.
Communication	AUTO; Press TALK momentarily, then talk/listen is auto voice-actuated MANUAL; Press TALK 1 sec. or more Then, press to talk, release to listen
Video monitor	4" TFT color LCD
Scanning line	525 lines
Door release	AC 12V, 350mA (dry closure contact L,L)
Wiring	2-wire parallel, door to master 4-wire parallel, station to station Vinyl-jacket, PE insulation (Non-Twisted, Non-Shielded)
Wiring distance	JA Master - Door 100m (1.0mmø) JA Master - JA sub 100m (1.0mmø) JA Master - Power 10m (1.0mmø) JA Master - JDW-C 100m (1.0mmø)

Unit Dimensions



Wiring Diagram



JA Series



Open Voice PanTilt Color Video
Integratable Entry Security Solution



Shown: JA-2MECD

Distributed by :



AIPHONE
Providing Peace of Mind


<http://www.aiphone.com/>

The JA Series is designed to meet all your entry security needs. Expanded capacity, seamless integration to CCTV system, and built in selective door release are just a few of the standard features of this remarkable system. Adding an optional digital recorder style master ensures that all facets of a CCTV system can be covered in one convenient package.

Aiphone's color video system protects homes and businesses using up to four cameras.

2 PanTilt video door stations and 2 Motion-sensor cameras allow you to visually communicate with visitors and spot suspicious people from 3 rooms, and the camera images can be recorded.

PanTilt enables control over a wide field of vision.



The field of vision can be controlled in any direction to match the standing position of the visitor

The image of the PanTilt video door station can be adjusted to a more visible position from inside the building, using control located below the four inch color monitor.



The motion sensor camera detects intruders, alerts the inside through a video image and alarm.

Activate



Replay



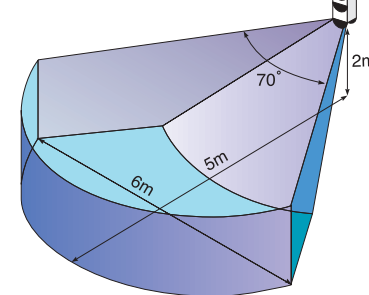
Alerts interior stations with video and alarm activation

- When an intruder is detected, the inside of the building is alerted through a video image and alarm.
- The motion-sensor camera activates 1 minute after the SET button is pressed.

Recording capability

- When motion sensor is activated, interior stations turns on, and alarm sounds and an image is saved. (Will not record people who pass through)

Motion-sensor camera detection area



Recording images from door and camera stations using the JA-2MECD



Record 4 screens in 4-second intervals
Be sure to get an image even if the visitor moves.

4 types of recording mode

- (1) 16 screens (4 screens in succession)
- (2) 16 screens (full screen recording)
- (3) 32 screens (full screen recording)
- (4) 60 screens (full screen recording)

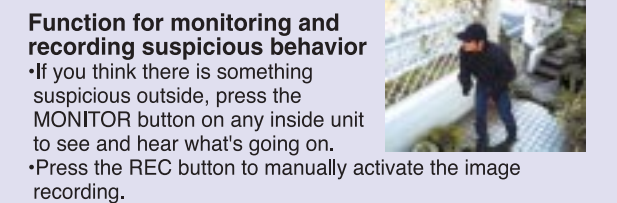


Enlarge the best shot
Enlarge and play the shot with the most recognizable face.

Save up to 8 scenes
Up to 8 of the recorded scenes can be saved on the station.

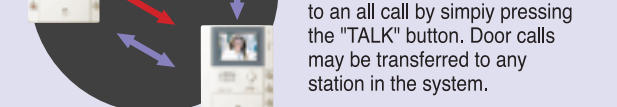


Record while talking
Manual recording is possible even while talking with the door station.



Function for monitoring and recording suspicious behavior

- If you think there is something suspicious outside, press the MONITOR button on any inside unit to see and hear what's going on.
- Press the REC button to manually activate the image recording.



Room-to-Room Communication

All-Call to all room stations simultaneously from any of the connected room stations. Reply to an all call by simply pressing the "TALK" button. Door calls may be transferred to any station in the system.

Nighttime visitors can also be viewed in color

Color video is operational during low light conditions when white illuminator LEDs built into the video door station automatically activate. (Brightness of subject 5 lux or more, approx. 30cm in front of the camera)

Electric door release

Two door release contacts for selective control.

